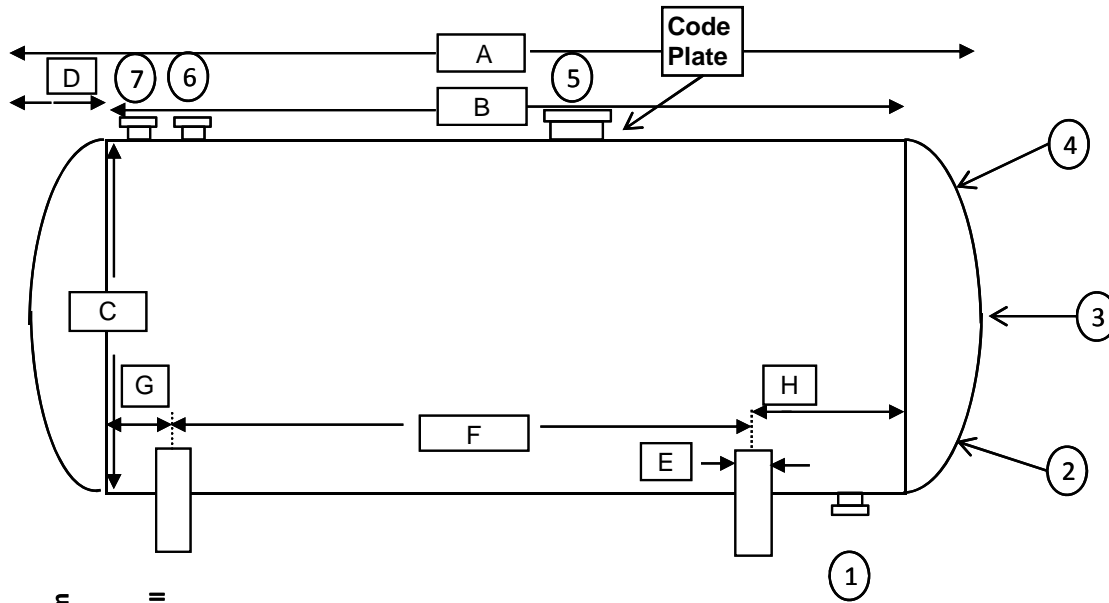
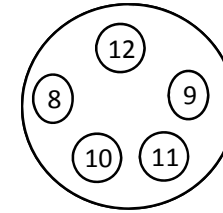


Total Energy Corp

Tank Sketch of field Information



Manway Cover Detail



Outside Dia	25"
No of bolts:	16
Bolt length:	6-1/2"
Bolt dia.:	1-1/8"
Nom. size:	18"
Rating:	150#
Type:	Long Neck
Height of above shell:	14"

Inches from Head Seam

Inches - Flange face to shell

Tank Openings

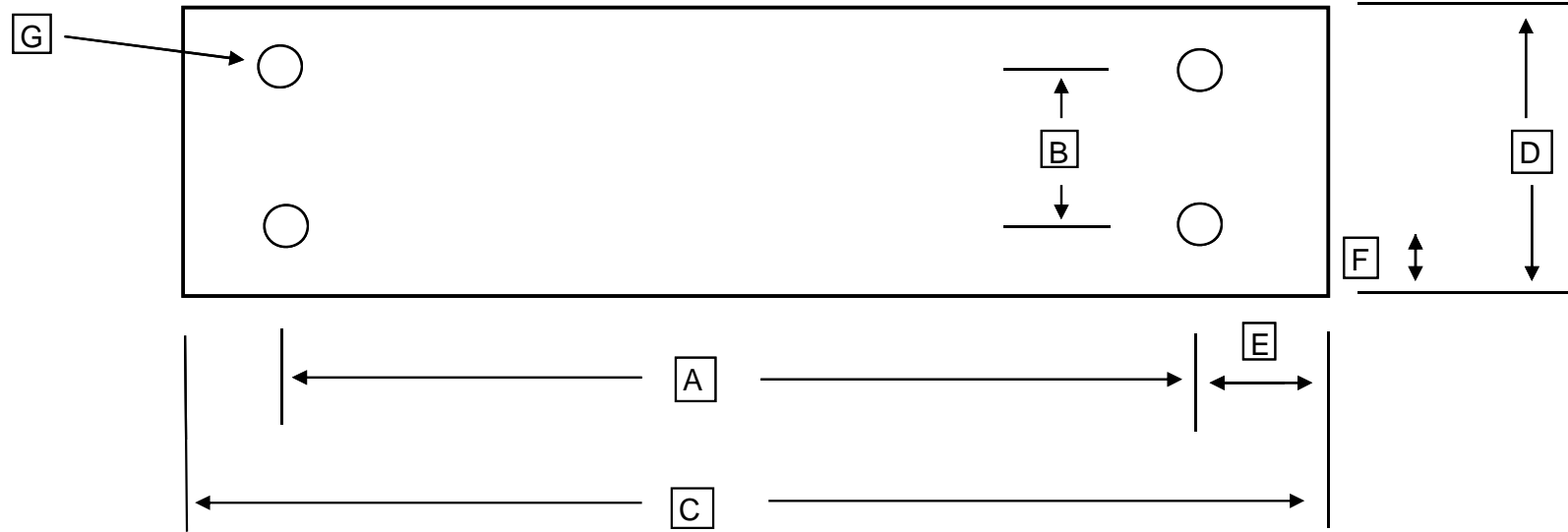
Tank Details

U-1 on hand Yes
 Heat Treat Yes
 X-Ray Complete

Description	Dimensions
O/A Length	A - 56'
Length - weld to weld	B - 45' 4"
	C - 11'
Weld to End	D - 5' 4"
Width of Piers	E - 10"
C/C of Piers	F - 39' 1"
C/L of Piers to Weld end	G - 3' 2"
	H - 3' 2"

No	Size	Type	Description	Manufacturer:	Dimensions			
1	3"	300#	9	10	Drain	American Car & Fndry	Type of Head	Hemi
2	3/4"	Sch 80			Thermowell in head	1966		
3	2-1/2"	WF			Magnatel mount in head		Tank Capacity	USWG
4	3/4"	NPT			Max. fill / pressure gauge in head	250	Tank Weight	estimated
5	18"	150#	269	14	Manway	21246	Tank Shell	15/16"
6	4"	300#	24	10	MultiPort mount	44-62075-1	Tank Head	15/32"
7	4"	300#	12	10	Blind	SA-212 Grade B		
8	2"	Sch 80			Vapor		Pier Type (Concrete / saddles / Flat)	Flat
9	2"	Sch 80			Vapor		Tank Saddles	Welded Steel
10	2"	Sch 80			Liquid	0-300		
11	2"	Sch 80			Liquid	Magnatel		
12	1"	Sch 80			Plugged valve			
13					Paint Condition:	Fair		
14					Color:	Pale tan		
15					Information taken by:	GB/GF		
16					Relief Valve Type	MultiPort	Date:	10/19/2009
17					Test Date	2004	Tank Location	#11 Middletown

Steel Saddle Footprint Sketch



		Number of bolt holes	4
A		Center to center of bolt holes	8'
B		Center to center of bolt holes	5-1/2"
C		Outside plate dimension	9'
D		Outside plate dimension	10"
E		Center of hole to edge of plate	6-1/2"
F		Center of hole to edge of plate	2-1/4"
G		Bolt Hole Diameter	1"
		Bottom of Foot Plate to Shell	4-1/4"