
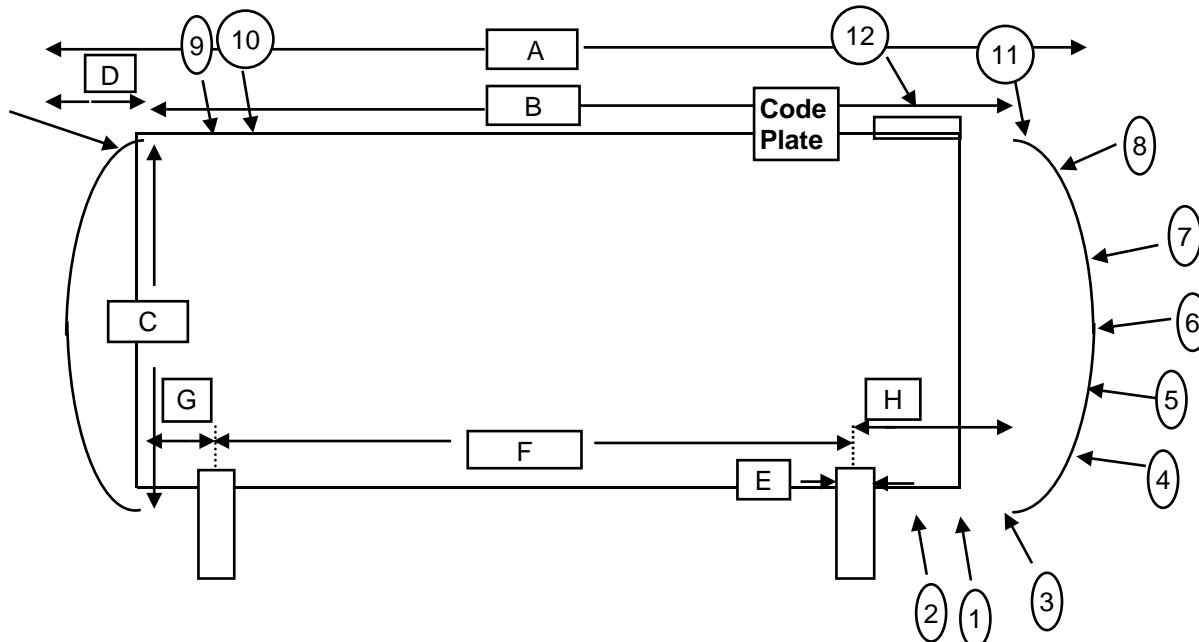


Manway Cover Detail



Outside Dia	
No of bolts:	
Bolt length:	
Bolt dia.:	
Nom. size:	
Rating:	
Type:	

TANK # 8



Inches from Head Seam

U-1 on hand
Heat Treat
X-Ray

YES
NO
SPOT

Tank Openings

Tank Details

Description

Dimensions


O/A Length	A -	26'
Length - weld to weld	B -	18'2"
Weld to End	C -	7'
Width of Piers	D -	22"
C/C of Piers	E -	12"
C/L of Piers to Weld end	F -	13' 6"
	G -	28"
	H -	29-1/4"

No Size Type

Description

1	2"	NPT	4"	Vapor	Manufacturer:	Patterson Boiler	Type of Head	Elliptical
2	3"	NPT	14"	Liquid	Date of manufacture	1965		
3	3/4"	NPT	at seam	Plugged			Tank Capacity	USWG 6,000
4	3/4"	NPT	in head	Thermowell	Working Pressure	250	Tank Weight	estimated
5	1-1/4"	NPT	in head	Plugged	National Board Number	1990	Tank Shell	3/4"
6	2-12"	NPT	in head	Magnatel mount	Serial Number	C5-91-A1	Tank Head	5/8"
7	3/4"	NPT	in head	Plugged	Steel Type:	SA212-grB		
8	3/4"	NPT	in head	Max-Fill / Pressure Gauge			Pier Type (Concrete / saddles / Flat)	
9	2"	NPT		Pressure Relief	Jurisdiction #		Tank Saddles	Loose Steel
10	2"	NPT		Pressure Relief	Pressure Gauge			
11	1"	NPT		Plugged	Liquid Level Gauge	Magnatel		
12	18"			Manway				
13					Paint Condition:	Good		
14					Color:	White		
15							Information taken by:	Frank Kovacs
16					Relief Valve Type	Internal	Date:	6/4/2009
17					Test Date		Tank Location	KIK-Cumberland, RI

Steel Saddle Footprint Sketch



		Number of bolt holes	4
A	←	Center to center of bolt holes	6-1/4"
B		Center of hole to edge of plate-Left	3-1/2"
C		Outside plate dimension	77"
D		Outside plate dimension	6"
E		Center of hole to edge of plate Right	5-1/2"
F		Center of hole to edge of plate-Right	1-3/8"
G		Bolt Hole Diameter	3/4"
		Bottom of Foot Plate to Shell	6"